

Final Project: Differences Make the World Go 'Round

Getting Started

? Big Ideas

- ✓ Why are there differences among people and families?
- ✓ In what ways can people be the same? Different?
- ✓ What makes things the same? Different?
- ✓ How can we describe things by similarities and differences?
- ✓ How do similarities and differences make the world more interesting?

⊙ Skills

- ✓ Describe how individuals are unique and valued (SS)
- ✓ Identify different groups to which individuals belong (SS)
- ✓ Examine diverse family structures around the world (SS)
- ✓ Recognize that families and groups have similarities and differences (SS)
- ✓ Compare and contrast customs and traditions of families in communities around the world (SS)
- ✓ Explore different forms of transportation (SS)
- ✓ Identify family customs and traditions and explain their importance (SS)

✂ Materials

- 📖 "Differences Make the World Go 'Round (Page 1)"
- 📖 "Differences Make the World Go 'Round (Page 2)"
- 📖 "Differences Make the World Go 'Round (Page 3)"
- 📖 "Differences Make the World Go 'Round (Page 4)"
- 📖 "Differences Make the World Go 'Round (Page 5)"
- ✓ *A Life Like Mine: How Children Live Around the World* by DK Publishing
- ✓ a book about a country or continent of your child's choice
- ✓ books on countries and cultures
- ✓ crayons or colored pencils
- ✓ glue
- ✓ map
- ✓ old magazines* (optional)
- ✓ scissors
- ✓ stapler

Introduction

Tell your child that for this project, she will demonstrate similarities and differences between herself and a child from another country. Discuss some of the different countries represented in *A Life Like Mine* and ask her what country she would like to learn more about. It does not have to be a country found in the book.

Locate the country she chooses on the map. Read about it in a book or on the Internet. This would be a good time to take a trip to the library and discuss the difference between the fiction and the nonfiction sections of the children's books. Read about the food, clothing, activities, transportation, and environment of the people in the country your child selected.

Activities

Project: Differences Make the World Go 'Round

For this project, your child will create a book about how she is similar to and different from a child from another country. Give the child from abroad a name that he/she might have. On the cover of the book, your child can draw a picture of herself and the child from the other country.

On the pages, "Differences Make the World Go 'Round," she will complete sentences about herself and the child from the other country. Encourage her to write the sentences herself. She can illustrate each page by drawing or pasting a picture that represents the sentence. She can print pictures from the Internet or cut pictures from old magazines.

When she has finished, you can cut apart the pages and staple them together to form a book.

The following is an example of what a book on China might say:

- ✓ Location: I live in *America*. Jung Wei lives in *China*.
- ✓ Food: I like to eat *pizza*. Jung Wei from China might eat a lot of *fish*.
- ✓ Hobbies: My hobby is *art*. Jung Wei from China's hobby might be *acrobatics*.
- ✓ Homes: I live in a *house*. Jung Wei from China might live in an *apartment*.
- ✓ Clothing: I wear *jeans*. Jung Wei from China might wear a *school uniform*.
- ✓ Transportation: I get to the grocery store by *car*. Jung Wei from China might get to the grocery store by *bicycle*.
- ✓ Holidays: I celebrate *Christmas*. A person from China might celebrate *Chinese New Year*.
- ✓ Similarities: One way that we are the same is that we both like to *read books*.

Wrapping Up

When your child has finished her book, let her share it with her family to teach more about life in a different country.

Life Application

Let your child meet a person from the country she chose for her project. Encourage her to ask questions about life in that country. Let her share her book with this person.

Differences Make the World Go 'Round: World Go 'Round:



A story about

_____ and _____

1



Location

I live in _____

_____ lives in _____

2



Food



I like to eat _____.

_____ from _____.

might eat _____.

3



Hobbies




My hobby is _____.

_____ from _____'s.

hobby might be _____.

4



Homes



I live _____

from _____

might live in _____

5



Clothing



I wear _____

from _____

might wear _____

6



Transportation

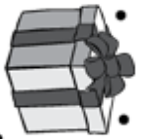


I get to the store by _____.

_____ from _____.

might get there by _____.

7



Holidays



I celebrate _____.

_____ from _____.

might celebrate _____.

8




Similarities



One way that we are the same is
that we both like to _____

9



The End

10

